

NATRELLE® SILICONE-
FILLED BREAST
IMPLANTS AND
NATRELLE INSPIRA®
BREAST IMPLANTS

Important Factors Breast Augmentation and
Reconstruction Patients Should Consider

Natrelle®

Natrelle®

Important Factors

Introduction

Allergan has prepared this brochure to provide you with a high level overview of the facts about breast implant surgery with Allergan's FDA-Approved *NATRELLE*[®] Silicone-Filled Breast Implants and *NATRELLE INSPIRA*[®] Breast Implants. This brochure is **not** intended to replace consultation with your surgeon. For a complete review of the benefits and risks of breast implant surgery, please read the appropriate patient labeling piece, **Important Information for Women about Breast Augmentation/ Reconstruction with *NATRELLE*[®] Silicone-Filled Breast Implants and *NATRELLE INSPIRA*[®] Breast Implants**, available online at www.allergan.com/labeling/usa.htm. To help guide you, the locations of where you can find specific additional information in the patient labeling are provided throughout the brochure. A glossary of terms that you may be unfamiliar with is located at the end.

Because breast implants will require monitoring and care for the rest of your life, you should wait 1-2 weeks after reviewing and considering this information before deciding whether to have primary breast augmentation or reconstruction surgery. In the case of a revision surgery, however, your surgeon may find it medically necessary to perform surgery sooner.

If you wish to speak to an Allergan Breast Implant Support Specialist to inquire about breast implants, discuss any concerns, or request a copy of the patient labeling or physician Directions for Use, call toll free at 1.800.362.4426 (7 am to 5 pm Pacific Time).

Figure 1:
NATRELLE® Silicone-Filled Breast Implant



Figure 2:
NATRELLE INSPIRA® Breast Implant



Who may get *NATRELLE®* Silicone-Filled Breast Implants and *NATRELLE INSPIRA®* Breast Implants (INDICATIONS)?

NATRELLE® Silicone-Filled Breast Implants and *NATRELLE INSPIRA®* Breast Implants have been approved for women for the following uses (procedures):

- Breast augmentation for women at least 22 years old. Breast augmentation includes primary breast augmentation to increase the breast size, as well as revision surgery to correct or improve the result of a primary breast augmentation surgery.

- Breast reconstruction. Breast reconstruction includes primary breast reconstruction to replace breast tissue that has been removed due to cancer or trauma or that has failed to develop properly due to a severe breast abnormality. Breast reconstruction also includes revision surgery to correct or improve the result of a primary breast reconstruction surgery.

Who should NOT get Breast Implants (CONTRAINDICATIONS)?

Breast implant surgery should NOT be performed in:

- Women with active infection anywhere in their body
- Women with existing cancer or pre-cancer of their breast who have not received adequate treatment for those conditions
- Women who are currently pregnant or nursing

What types of conditions require more study (PRECAUTIONS)?

Caution: Notify your doctor if you have any of the following conditions, as the risks of breast implant surgery may be higher:

- Autoimmune Diseases (for example, lupus and scleroderma)
- A weakened immune system (for example, currently taking drugs that weaken the body's natural resistance to disease)

- Planned chemotherapy following breast implant placement
- Planned radiation therapy to the breast following breast implant placement
- Conditions that interfere with wound healing and blood clotting
- Reduced blood supply to breast tissue
- Clinical diagnosis of depression or other mental health disorders, including body dysmorphic disorder and eating disorders. Please discuss any history of mental health disorders with your surgeon prior to surgery. Patients with a diagnosis of depression or other mental health disorders should wait for resolution or stabilization of these conditions prior to undergoing breast implantation surgery.

What else should I consider (WARNINGS)?

The following are warnings associated with *NATRELLE*[®] Silicone-Filled Breast Implants and *NATRELLE INSPIRA*[®] Breast Implants:

- Breast implants are not lifetime devices, and breast implantation is not necessarily a one-time surgery. You will likely need additional surgeries on your breasts due to complications or unacceptable cosmetic results.
- Many of the changes to your breasts following implantation are irreversible. If you later choose to have your implants removed and not replaced, you may experience unacceptable dimpling, puckering, wrinkling, or other cosmetic changes of the breast, which may be permanent.
- Breast implants may affect your ability to breastfeed, either by reducing or eliminating milk production.

- Rupture of a silicone-filled breast implant is most often silent. This means that neither you nor your surgeon will know that your implants have a rupture. Therefore you will need regular MRI screenings over your lifetime in order to determine if rupture is present. You should have an MRI 3 years after your breast implant surgery and then every 2 years after that for as long as you have your breast implants. If implant rupture is noted on an MRI, you should have the implant removed, with or without replacement.
- The health consequences of a ruptured silicone gel-filled breast implant have not been fully established.
- With breast implants, a routine screening mammography for breast cancer will be more difficult. The implant may interfere with breast cancer detection during mammography and, because the breast and implant are squeezed during mammography, an implant may rupture during the procedure.
- You should perform self-examination of your breasts every month for cancer screening. However, this may be more difficult with implants. You should ask your surgeon to help you distinguish the implant from your breast tissue. The presence of lumps, persistent pain, swelling, hardening, or changes in implant shape, may be signs of a rupture of the implant. These signs should be reported to your surgeon and possibly evaluated with an MRI.
- After undergoing breast implant surgery (either primary or revision), your health insurance premiums may increase, your insurance coverage may be dropped, and/or future coverage may be denied. Additionally, treatment of complications may not be covered.
- You should inform any other doctor who treats you of the presence of your implants to minimize the risk of damage to the implants

What are some complications with *NATRELLE*[®] Silicone-Filled Breast Implants and *NATRELLE INSPIRA*[®] Breast Implants (COMPLICATIONS)?

Undergoing any type of surgery involves risks. There are a number of local complications (problems at or near the breast/surgical incision site) that may occur after your breast implant surgery. The following sections present results from Allergan's Core clinical study conducted on *NATRELLE*[®] Silicone-Filled Breast Implants.

Please refer to the Glossary at the end of this brochure for the definition of terms and complications that you may not understand.

Allergan Core Study

Tables 1 and 2 below present complication rates reported in the Allergan Core Study through 10 years. Detailed information on complications reported in the Core Study, including information on complications reported within the first 3, 5, 7, and 10 years after implant surgery, can be found online in the patient labeling, specifically in Sections 2.2 *What are the potential risks*, 5.4 *Allergan's Clinical Study Results: What are the 10-Year Complication Rates*, and 5.7 *Allergan's Clinical Study Results: What are Other Clinical Data Findings?*

In the Allergan Core Study, a group of patients had scheduled MRIs to look for rupture independent of whether or not they had any symptoms. These patients are called the MRI cohort. The remaining patients did not have scheduled MRIs to look for rupture. These patients are called the non-MRI cohort. (An MRI is a radiographic examination that currently has the best ability to detect rupture of silicone gel-filled breast implants).

One of the key complications reported is called "capsular contracture." Capsular contracture is a tightening of the scar tissue (also called a capsule) that normally forms around the breast implant during the healing process after surgery. In some women, the scar tissue (capsule) squeezes the implant. This results in firmness or hardening of the breast, and it is a risk for implant rupture. Degrees of capsular contracture are classified by the Baker Grading Scale.¹ Capsular Contracture Baker Grades III and IV are the most severe. Baker Grade III often results in the need for additional surgery (reoperation) because of pain and possibly abnormal appearance. Baker Grade IV usually results in the need for reoperation because of pain and unacceptable appearance. Other reasons for reoperations are discussed in the online patient labeling in Section 5.5 *Allergan's Clinical Study Results: What are the Main Reasons for Reoperation?*

¹Baker, J.L. Augmentation mammoplasty. In: Owsley, J.Q. and Peterson, R., Eds. Symposium on aesthetic surgery of the breast. St. Louis, MO: Mosby, 1978:256-263.



Table 1: Key Complication Rates Reported through 10 Years

Complication	Primary Augmentation N = 455	Revision-Augmentation N = 147	Primary Reconstruction N = 98	Revision-Reconstruction N = 15	
Any complication (including reoperation)	32.9%	38.6%	47.0%	46.7%	
Key Complications					
Reoperation	36.1%	46.0%	71.5%	46.7%	
Implant removal with replacement	18.6%	30.1%	48.0%	13.3%	
Implant removal without replacement	2.8%	4.0%	13.6%	6.7%	
Implant rupture	MRI cohort	9.3%	5.4%	35.4%	0
	Non-MRI cohort	13.7%	10.1%	18.3%	6.7%
Capsular contracture (Baker Grade III/IV)	18.9%	28.7%	24.6%	6.7%	

Table 2: Other Complication Rates Reported through 10 Years

Complication ^{a,b,c}	Primary Augmentation N = 455	Revision-Augmentation N = 147	Primary Reconstruction N = 98	Revision-Reconstruction N = 15
Asymmetry	3.3%	6.5%	23.2%	6.7%
Breast Pain	11.5%	11.7%	6.8%	0
Bruising	<1%	3.0%	1.0%	6.7%
Breast/skin sensation changes	1.6%	2.2%	1.0%	0
Delayed wound healing	1.1%	<1%	1.0%	0
Gel Migration	<1%	0	0	0
Hematoma	1.6%	2.1%	1.5%	0
Hypertrophic Scarring	4.2%	6.6%	5.5%	0
Implant extrusion	<1%	0	1.0%	0
Implant malposition	6.9%	6.0%	2.3%	13.3%
Implant palpability/visibility	1.6%	6.0%	6.4%	6.7%
Infection	<1%	1.4%	3.2%	0
Irritation	0	<1%	0	0
Lymphedema	<1%	0	0	0
Nipple Complications	6.3%	1.4%	3.3%	0
Ptosis	2.0%	4.9%	0	0
Redness	<1%	<1%	2.1%	0
Seroma	1.8%	6.0%	2.3%	6.7%
Skin Rash	<1%	<1%	2.0%	6.7%
Swelling	9.2%	8.2%	7.1%	0
Tissue/Skin Necrosis	<1%	0	2.3%	0
Wrinkling/Rippling	1.8%	5.4%	10.2%	0
Other Complications ^c	0.2%	0.7%	1.0%	0

^aMost complications were assessed with severity ratings. This table only includes complications rated moderate, severe, or very severe (excludes mild and very mild ratings). For reoperation, implant removal or replacement, implant rupture, implant extrusion, and pneumothorax all occurrences are included, regardless of severity.

^bThere were no reports of the following complications: capsule calcification, lymphadenopathy, pneumothorax

^cOther complications include complications such as flexion of pectoral muscle, herniation following an auto accident, upper pole crescent deformity

Other complications not listed above have also been reported in patients with breast implants. These include:

- Breastfeeding difficulties
- Calcium deposits
- Breast tissue atrophy/ chest wall deformity
- Connective Tissue Disease (CTD)
- CTD signs and symptoms
- Neurological Disease
- Neurological Signs and Symptoms
- Cancer
- Lymphoma, including Anaplastic Large Cell Lymphoma or ALCL
- Suicide
- Potential Effects on Offspring



Why are implants sometimes removed (IMPLANT REMOVAL)?

Breast implants may be removed with or without replacement in response to a complication, or to improve a cosmetic result. In the Allergan Core Study through 10 years, the most common reason overall for implant removal was capsular contracture for Augmentation and Revision-Augmentation patients (32% and 36%, respectively). For Reconstruction patients, through 10 years the most common reason for implant removal was suspected implant rupture (26%). Among Revision-Reconstruction patients, 2 patients had implant removal due to asymmetry and one patient due to capsular contracture.

The main reasons Primary Augmentation and Revision-Augmentation patients had implants removed through 10 years are presented in Figure 2 and Figure 3, respectively.

The main reasons Primary Reconstruction women had implants removed through 10 years are presented in Figure 4. As stated above, 3 Revision-Reconstruction patients had their implants removed through 10 years due to asymmetry and capsular contracture (not presented in a separate figure).

Figure 2:
Main Reasons for Implant Removal Through 10 Years
Primary Augmentation (N = 156 implants)

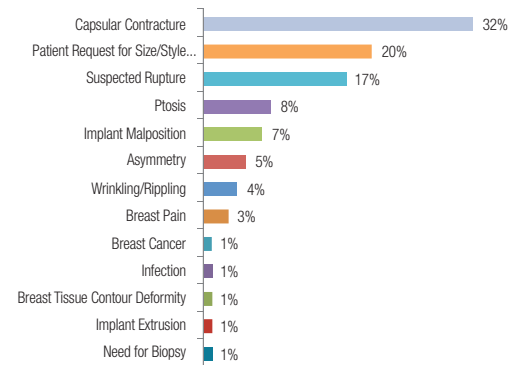


Figure 3:
Main Reasons for Implant Removal Through 10 Years
Revision-Augmentation (N = 78 implants)

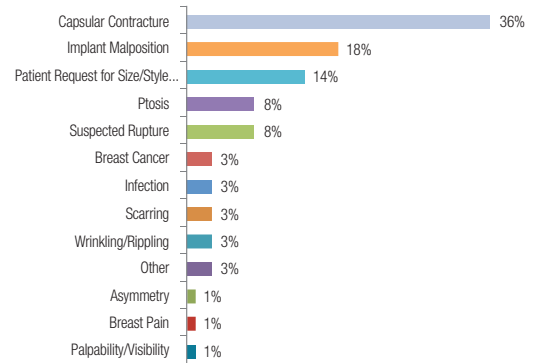
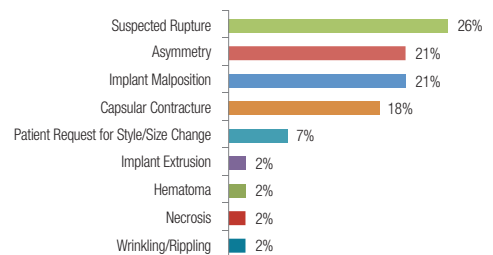


Figure 4:
Main Reasons for Implant Removal Through 10 Years
Primary Reconstruction (N = 57 implants)



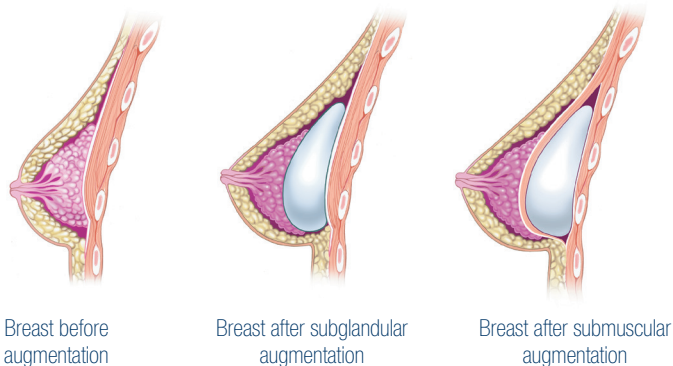
How does the breast implantation procedure work?

The sections below briefly describe some details of surgery including where breast implants can be placed and incision sites as well as what to expect after a breast implant surgery. However, there are many factors to consider with breast augmentation and breast reconstruction. Please read the Section 3.0 *Surgical Considerations for Breast Augmentation/Reconstruction* in the appropriate patient labeling piece available online.

IMPLANT PLACEMENT

The breast implant can be placed either on top of the muscle and under the breast glands (subglandular) or partially under the pectoralis major muscle (submuscular). You should discuss with your surgeon the advantages and disadvantages of each implant placement.

Figure 6:
Implant Placement



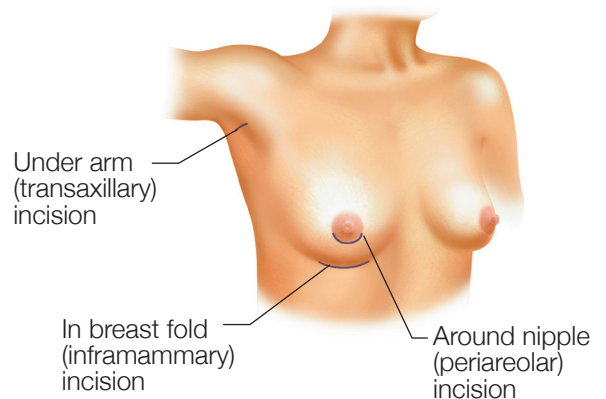
INCISION SITES

You should discuss with your surgeon the pros and cons for the incision site specifically recommended for you.

Breast augmentation with *Responsive* silicone implants requires a larger incision than saline implants. Breast augmentation with *SoftTouch* silicone implants or *Highly Cohesive* silicone implants requires a larger incision than *Responsive* silicone implants. There are 3 common incision sites: around the nipple (periareolar), within the breast fold (inframammary), or under the arm (axillary or transaxillary).

In reconstructive surgery, your surgeon will decide on the incision placement and length, largely based on the type of cancer surgery you will receive. Most implants used for breast reconstruction are placed through an incision at the mastectomy scar, either during the mastectomy procedure or after tissue expansion.

Figure 7:
Incision Sites



POSTOPERATIVE CARE

You will probably feel somewhat tired and sore for several days following the operation, and your breasts may remain swollen and sensitive to physical contact for a month or longer. You may also experience a feeling of tightness in the breast area as your skin adjusts to your new breast size. The breasts and nipple area also may have less feeling during this time of swelling and immediately after surgery. Other possible complications have been described above.

Postoperative care depends on each patient's situation and may involve using a special postoperative bra, compression bandage, or jog bra for extra support and positioning while you heal. Some surgeons may not want you to wear a bra at all for a period of time following the surgery.

At your surgeon's recommendation, you will most likely be able to return to work within a few days. However, for at least a couple of weeks you should avoid any strenuous activities that could raise your pulse and blood pressure, or require strenuous use of your arms and chest.

What if I experience a problem?

You will be given a device identification card with the style and serial number of your breast implant(s). This card is for your permanent record and should be kept in a safe place. In the event you have a concern or problem with your implant you can use this card to describe the implant to your health care provider or to Allergan.

Where can I get additional information?

It is important that you read the entire patient labeling, entitled ***Breast Augmentation/Reconstruction with NATRELLE® Silicone-Filled Breast Implants and NATRELLE INSPIRA® Breast Implants***, because you need to understand the risks and benefits and have realistic expectations for your surgery. The patient labeling is available online at www.allergan.com/labeling/usa.htm, or a paper copy can be obtained by calling Allergan Product Surveillance at 1.800.433.8871. Additional information is also available on the FDA website at <http://www.fda.gov/breastimplants>.

What is Device Tracking?

Silicone gel-filled breast implants are subject to Device Tracking by federal regulation. This means that your physician will be required to submit to Allergan the serial number of the implant(s) you receive, the date of surgery, information relating to the physician's practice and information on the patient receiving the implant(s). You have the right to remove your personal information from Allergan's Device Tracking program. You also have the right to have your personal information withheld from disclosure to third parties who may request information from Allergan, such as FDA. However, Allergan strongly recommends that all patients receiving ***NATRELLE® Silicone-Filled Breast Implants and NATRELLE INSPIRA® Breast Implants*** participate in Allergan's Device Tracking Program. This will help ensure that Allergan has a record of each patient's contact information so that all patients can be contacted in the case of a recall or other problems with the implants. Please see Section 6.2 *Device Tracking* of the online patient labeling for more information on Device Tracking.

Glossary

Listed below is an abbreviated glossary of terms that you may be unfamiliar with. A full glossary can be found online in the patient labeling.

Anaplastic large cell lymphoma (ALCL)

ALCL is not breast cancer; it is a rare type of non-Hodgkin's lymphoma, a cancer involving the cells of the immune system.

Asymmetry

Uneven appearance between a woman's left and right breasts in terms of size, shape, or breast level.

Capsular contracture

A tightening of the scar tissue (also called a capsule) that normally forms around the breast implant during the healing process after surgery. In some women, the scar tissue (capsule) squeezes the implant. When this occurs, it is called capsular contracture. This results in firmness or hardening of the breast, and is a risk for implant rupture. Capsular contracture is classified by Baker Grades. Capsular Contracture Baker Grades III and IV are the most severe. Baker Grade III often results in the need for additional surgery (reoperation) because of pain and possibly abnormal appearance. Baker Grade IV usually results in the need for additional surgery (reoperation) because of pain and unacceptable appearance. Capsular Contracture Baker Grade II may also result in the need for surgery. Each grade is described below.

- Baker Grade I – Normally soft and natural appearance
- Baker Grade II – A little firm, but breast looks normal
- Baker Grade III – More firm than normal, and may look abnormal (change in shape)
- Baker Grade IV – Hard, obvious distortion, and tenderness with pain

Capsule

Scar tissue which forms around the breast implant.

Delayed wound healing

Unusually slow progress in the healing of a wound; surgical incision site fails to heal normally or takes longer to heal.

Extrusion

Skin breakdown with the implant pressing through the skin or surgical incision.

Hematoma

A collection of blood within a space.

Infection

The growth in the human body of microorganisms such as bacteria, viruses, or fungi. An infection usually results in fever, swelling, redness, and/or pain. It can occur as a result of any surgery.

Malposition

When the implant is placed incorrectly during the initial surgery or when the implant has shifted from its original position. Shifting can be caused by many factors, such as gravity, trauma, poor initial placement, and capsular contracture.

Necrosis

Death of cells or tissues.

Ptosis

Sagging or drooping of the breast.

Rupture

A hole or tear in the shell of the implant that allows silicone gel filler material to leak from the shell. Ruptures can be intracapsular (inside the scar tissue capsule surrounding the implant) or extracapsular (outside the scar tissue surrounding the implant).

Seroma

Similar to a bruise, a seroma occurs when the watery portion of the blood collects around a surgical incision or around a breast implant.

Natrelle.com[®]